

# Leo Flex

## High Power LED Floodlight



3D view



Anthracite grey  
colour with lumen  
switch

### Extremely powerful and resilient, Leo Flex adds safety in dark areas

- Asymmetrical light distribution – ideal for building facades and area lighting
- 4 different sizes available
- FLEX Feature: Decide on your lumen package per size directly on site
- Integrated photocell for automatic light from dusk til dawn
- New with Corrosion Class C4 for reliable use in more environmentally challenging areas (distance to sea min. 5 km)
- Light-weight and slim design
- Tilted universal mounting bracket allows wall or ceiling mounting with the possibility of tilting upwards or downwards
- Breather membrane to prevent water ingress
- Pre-assembled with 1m cable including Conny Connector for tool free, fast and safe wiring



4 sizes with  
FLEX feature  
(Lumen switch)



Sealed to IP66  
for exterior  
applications



Corrosion Class  
C4 – against  
salt and  
environmental  
impacts



IK08 rated  
impact  
resistance



50 000 hours  
lifetime before  
luminous flux  
is reduced to  
80 % of the  
initial value



Integral  
photocell

#### Ideal for ...



Building  
facades



Car parks



Footpaths



Loading bays

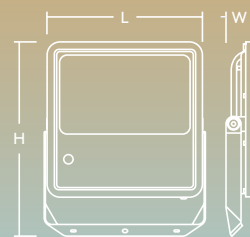
#### Specification

- Class I electrical
- IP66
- IK08
- Ambient operating temperature: -30 to +50°C

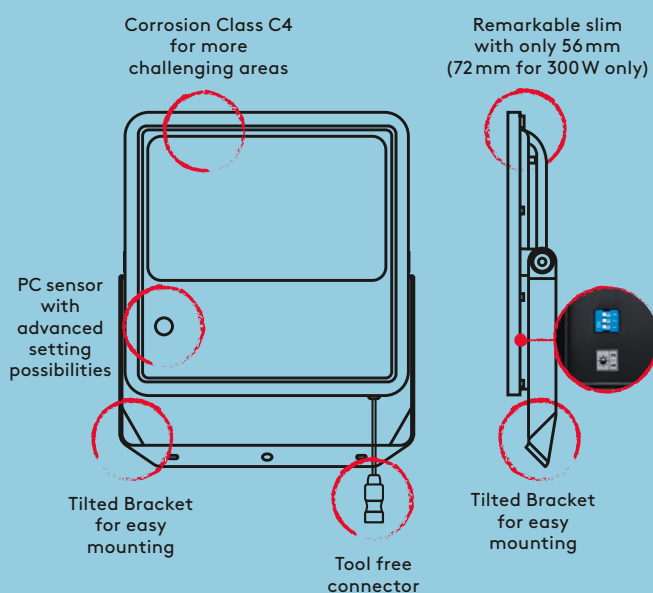
#### Material/Finish

- Body: Aluminium die-cast with 0,1% copper RAL7016 (anthracite grey)
- Bracket: Carbon steel, RAL7016 (anthracite grey)
- Cover: Tempered glass
- Lens: PC

LEO FLEX IP66 80W	330	56	359
LEO FLEX IP66 120W	330	56	419
LEO FLEX IP66 190W	380	56	469
LEO FLEX IP66 300W	523	72	634



## Facilitating life



### Installation/Mounting

- Suitable for wall or ceiling mounting
- Quick and easy installation thank to universal mounting bracket (0–300°)
- Preassembled with 1m cable including Conny Connector

### Light source information

- Flex Steps @ 4000K:

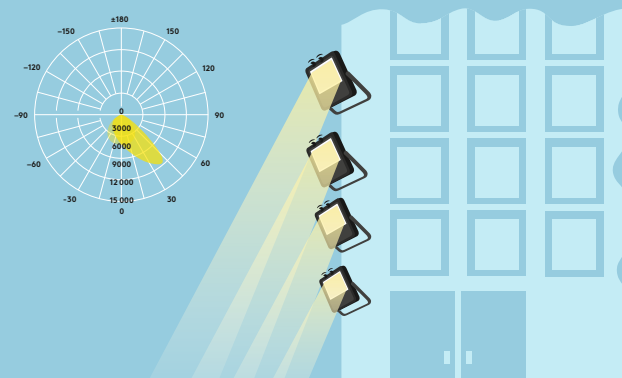
80 W	120 W	190 W	300 W
7500lm	10000lm	15000lm	30000lm
9000lm	12500lm	20000lm	35000lm
10000lm	15000lm	25000lm	40000lm

- Efficiency up to 146lm/W
- Colour temperature 3000K and 4000K
- Life time 50000 hours (@L80, Ta 25°C)
- CRI ≥ 80
- MacAdam (initial): 5

## Ordering guide

Description	SAP Code
<b>3000K</b>	
LEO FLEX IP66 80W 830 PC	96635301
LEO FLEX IP66 120W 830 PC	96635302
LEO FLEX IP66 190W 830 PC	96635303
LEO FLEX IP66 300W 830 PC	96635304
<b>4000K</b>	
LEO FLEX IP66 80W 840 PC	96635305
LEO FLEX IP66 120W 840 PC	96635306
LEO FLEX IP66 190W 840 PC	96635307
LEO FLEX IP66 300W 840 PC	96635308

### Portfolio overview



### Integral photocell (default)

No matter if Leo is used outside or even inside for different applications (e.g. industrial areas) its integral photocell can be easily controlled via switch on the back of the product. It enables four settings to suit your application.

Setting 1: 10 Lux on/30 Lux off

Setting 2: 25 Lux on/75 Lux off

Setting 3: 200 Lux on/300 Lux off

Setting 4: Disable

